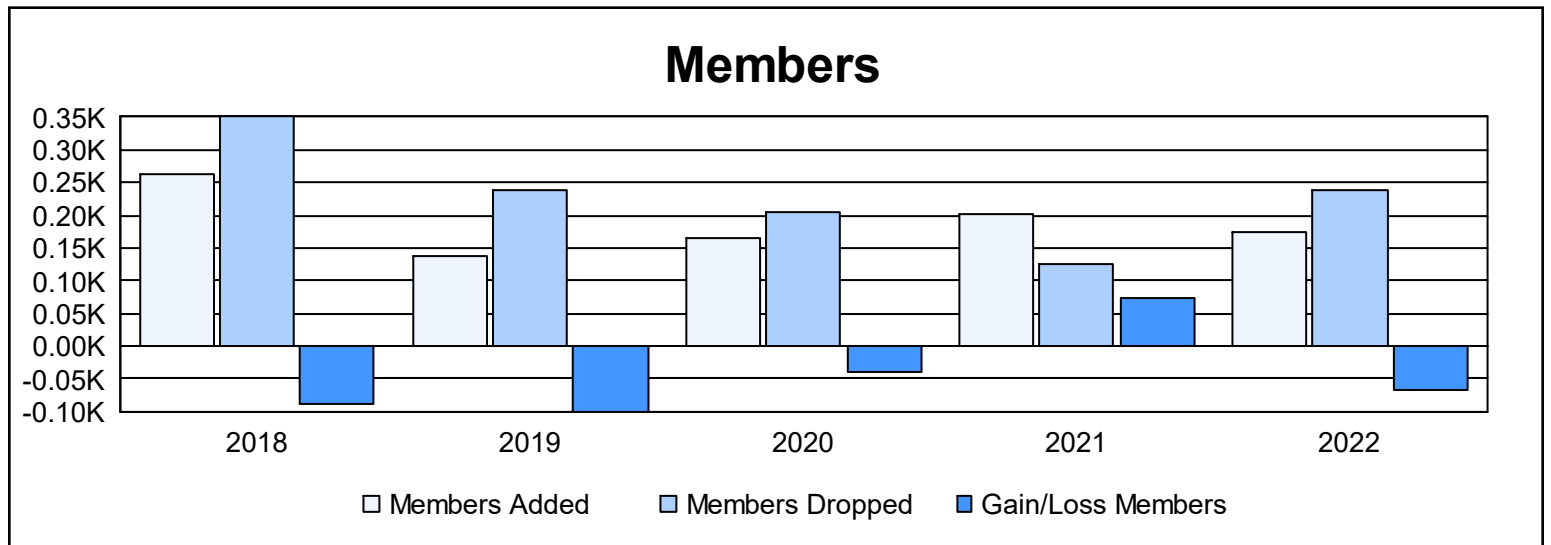
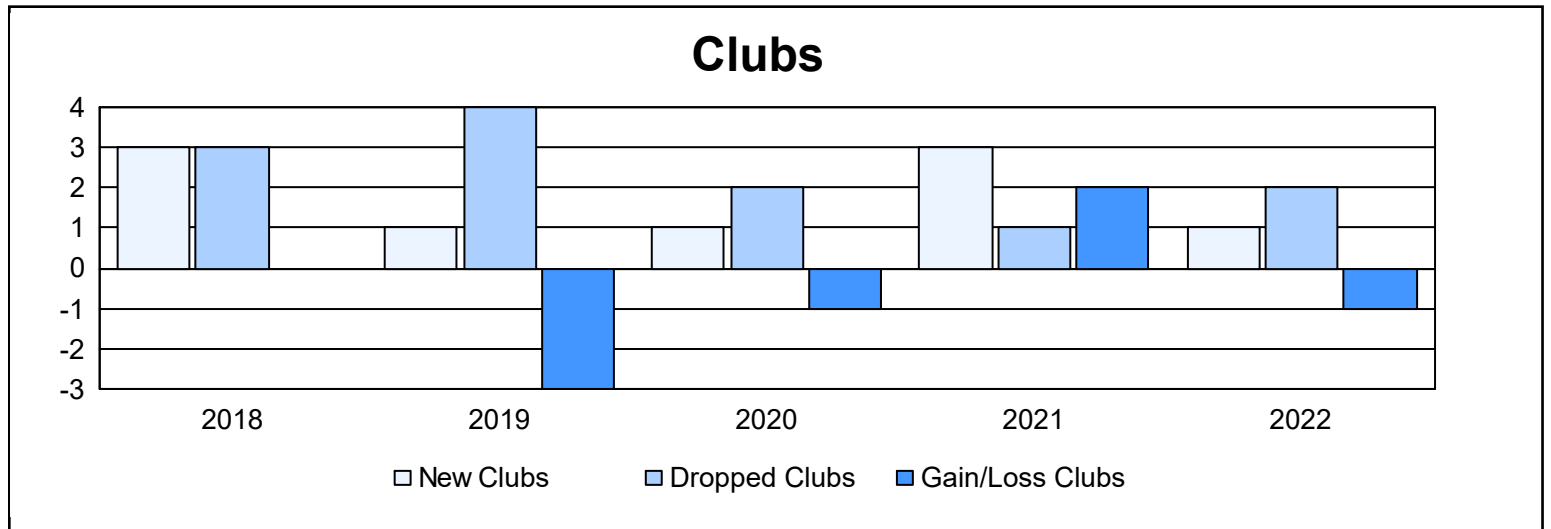
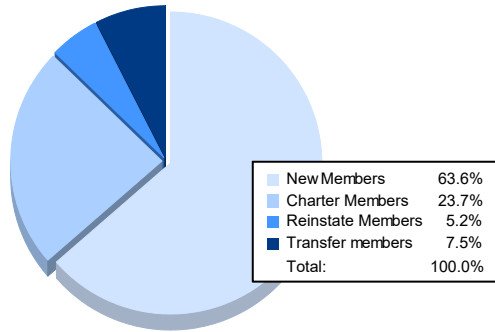


| Year | New Clubs | Dropped Clubs | Gain/ Loss Clubs | New Members | Charter Members | Reinstate Members | Transfer Members | Total Member Added | Total Members Dropped | Gain/ Loss Members |
|----------------|-----------|---------------|------------------|-------------|-----------------|-------------------|------------------|--------------------|-----------------------|--------------------|
| 2017-2018 | 3 | 3 | 0 | 147 | 78 | 18 | 20 | 263 | 350 | -87 |
| 2018-2019 | 1 | 4 | -3 | 86 | 21 | 19 | 13 | 139 | 239 | -100 |
| 2019-2020 | 1 | 2 | -1 | 87 | 41 | 13 | 24 | 165 | 205 | -40 |
| 2020-2021 | 3 | 1 | 2 | 104 | 86 | 6 | 5 | 201 | 126 | 75 |
| 2021-2022 | 1 | 2 | -1 | 110 | 41 | 9 | 13 | 173 | 239 | -66 |
| Average | 2 | 2 | -1 | 107 | 53 | 13 | 15 | 188 | 232 | -44 |



Membership Composition June 2022 Cumulative



Gender Composition June 2022 Cumulative

